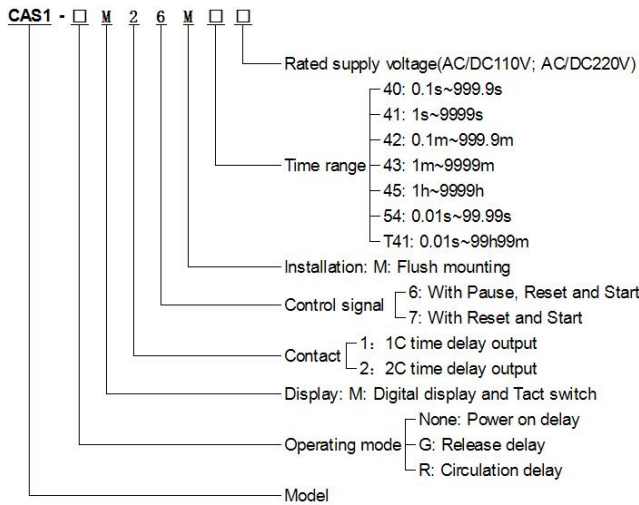


## Description



CAS1-□M26M□□

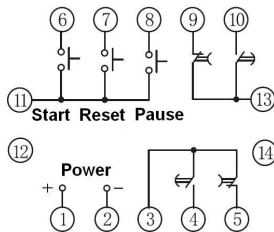


## Specification

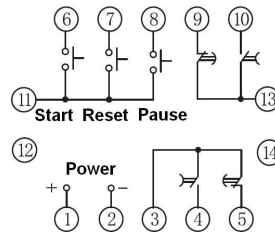
Model	CAS1-M26M□□	CAS1-GM26M□□	CAS1-RM26M□□
Rated Supply Voltage	AC110V, AC220V 50Hz, DC110V, DC220V(Operating voltage fluctuation range: 85% to 110% Ue)		
Time range	0.01s~99.99s, 0.1s~999.9s, 1s~9999s, 0.1m~999.9m, 1m~9999m, 1h~9999h		
Operating mode	Power on delay	Release delay	Circulation delay
Contact	2C time delay		
Rated Load of the Contact	3A AC220V(Resistive)		
Electrical Life	100000 operations min. (3 A at 250 VAC/30 VDC, resistive load)		
Ambient Temperature	-5℃~40℃		
Ambient Humidity	If the ambient temperature is 20℃, the RH≤90%, if the ambient temperature is 40℃, the RH≤50%.		
Altitude	≤2000m		
Installation	Flush mounting		

## Wiring Diagram

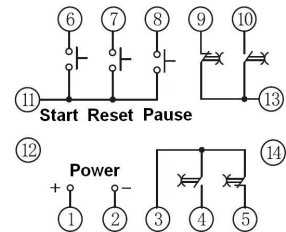
CAS1-M26M□□



CAS1-GM26M□□

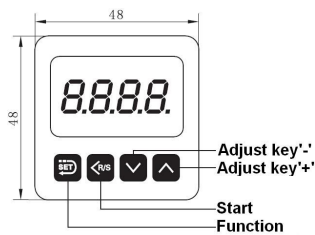


CAS1-RM26M□□

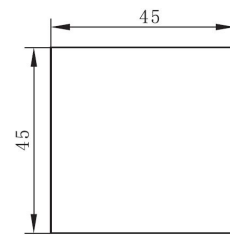
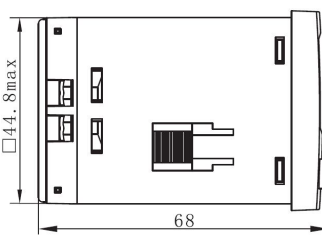


## Dimension(mm) and Installation(mm)

Panel and Dimension

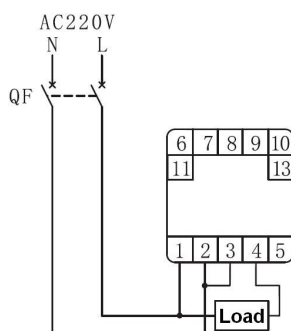


Mounting



## Application

Samples01



Samples02

