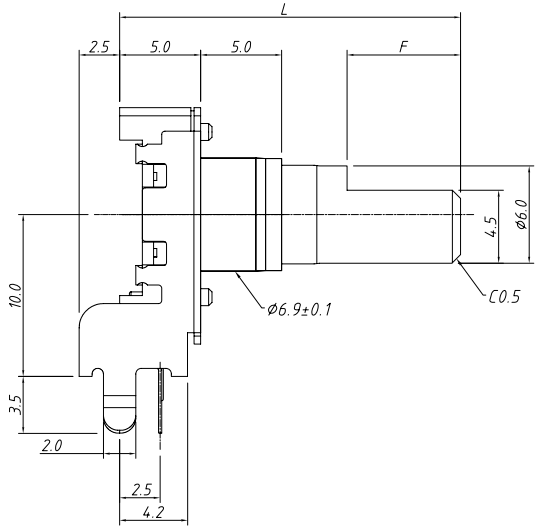

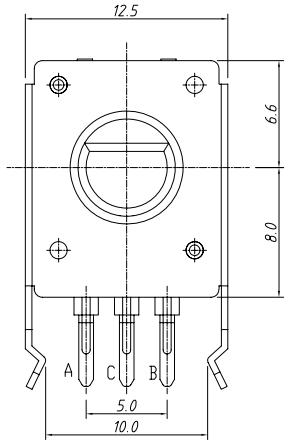

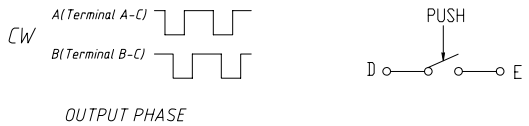

OUTPUT PHASE

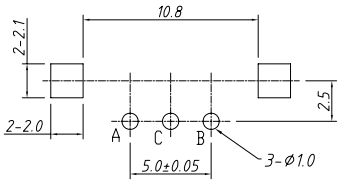

PCB LAYOUT

Electrical Characteristics

Rated Power:	DC5V 5mA Max.
Output signal:	A \ B 2signals
Resolution:	12 Pulses 360°/ 24 Pulses 360°
Phase difference:	0.08T Min.
Sliding noise:	3mS Max.
Contact Resistance:	1 Ω Max.
Insulation resistance:	100MΩ Min. at DC 250V
Withstand voltage:	AC300V / 1 min

Mechanical

Total rotation angle:	360°
Rotational Torque:	1kgf.cm Max
Click Torque:	20~150 gf.cm
Push-pull Strength of Shaft:	8.0kgf Min.
Number of Detents:	12 detents Step angle:30°±2° 24 detents Step angle:15°±2° Without detents
Rotational Life:	30000±200 cycles per 100gf.cm Min.
Temp. Range:	-30 °C ~ + 85 °C
Soldering:	250 °C 5Sec. Max.

Order Information:

L-KLS4-EK1209 - XX- XXX

- Shaft type and Length Code
- Pulse and Detent Code
  - 6A: 12 Pulse with 12 Detents
  - 6B: 12 Pulse without Detent
  - 8A: 24 Pulse with 24 Detents
  - 8B: 24 Pulse without Detent
- RoHS
- 12mm Encoder

Shaft type

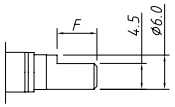

F Shaft						
	L	15	17.5	20	25	
	F	5	5	7	12	

GENERAL TOLERANCE	ANGLE TOLERANCE	PROJECTION		Description:	12MM Encoder Plastic shaft, Right angle
X. ±0.50	X. ±5°	UNITS	mm		
.X ±0.38	.X ±3°	SHEET SIZE	A4		
.XX ±0.25	.XX ±2°		KLS P/N:	KLS4-EK1209-XX-XXX	

Draw by: Date	2015-09-01			KLS ELECTRONIC CO ., LTD.
Check by:: Date	2015-09-15			
SCALE		SHEET	OF	