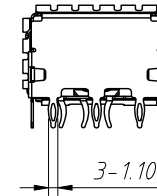
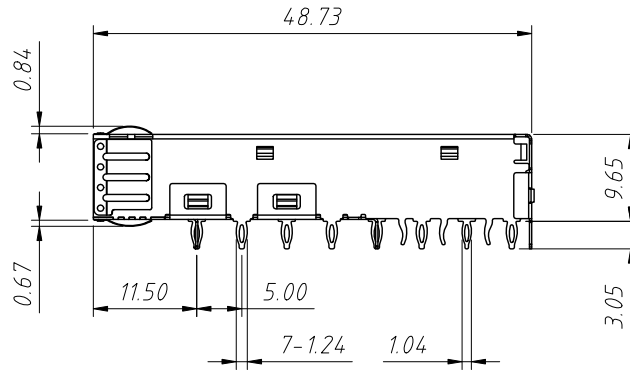
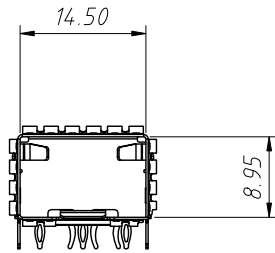
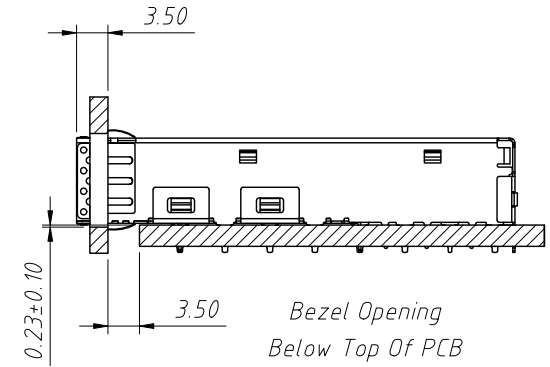
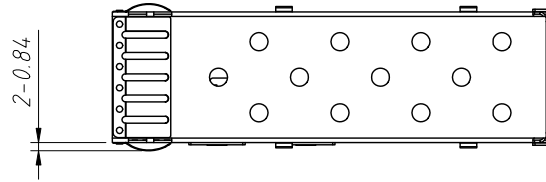
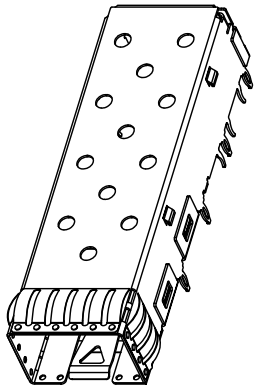


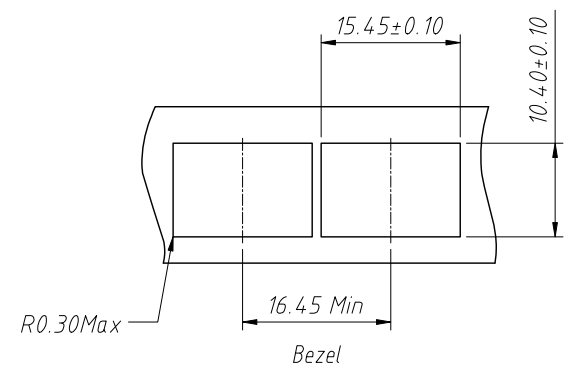
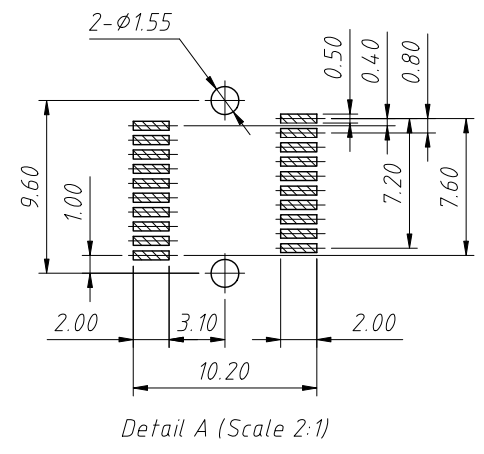
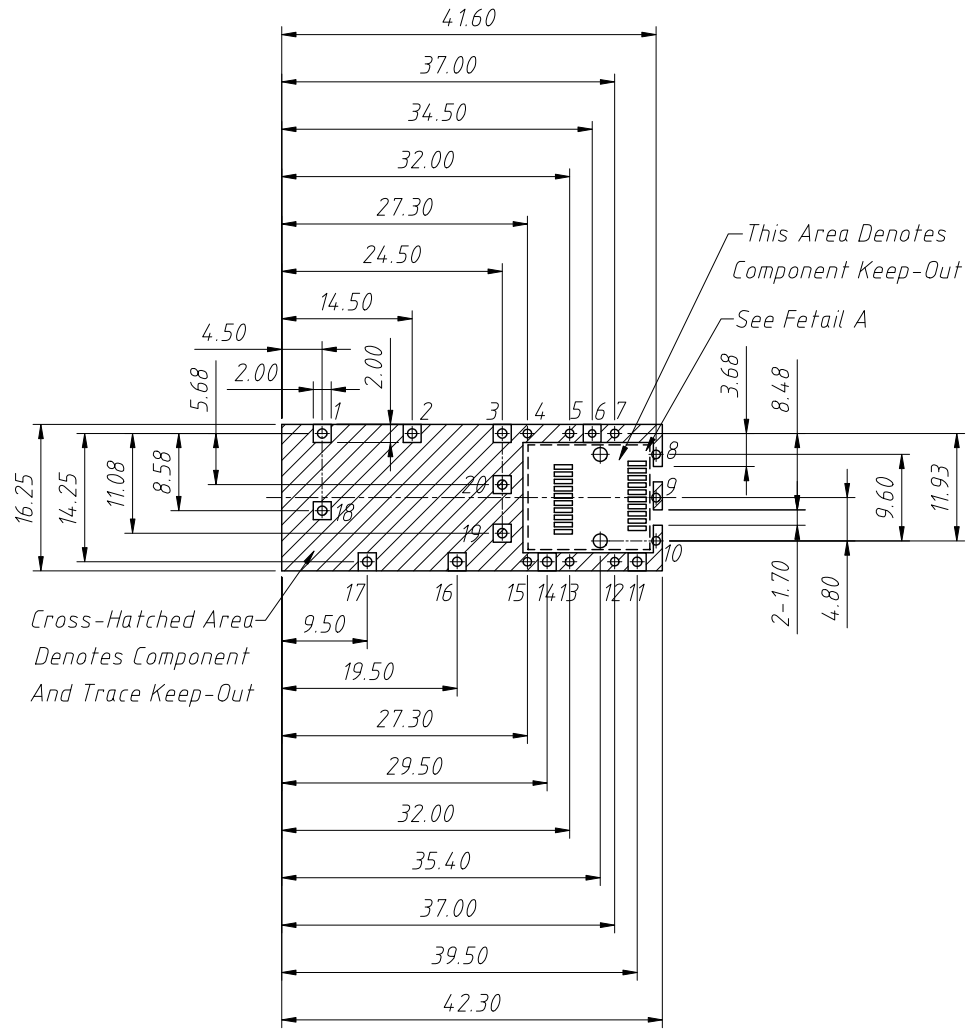
1
RoHS Compliance



Material:
Cage: Copper Alloy

ANGLE TOLERANCE	PROJECTION	Description:		
±0.5°		SFP Connector Cage 1x1 Press-Fit Connector		
GENERAL TOLERANCE	UNITS	mm	KLS P/N: L-KLS12-SFP+02	
x.x ±0.25	SHEET SIZE	A4	NingBo KLS ELECTRONIC CO.,LTD.	
x.xx ±0.20	Draw:	Daniel		2022-09-15
x.xxx ±0.15	Check:	Daniel		2022-09-15

RoHS Compliance



1. Recommended PCB Thickness: 2.36 (Top View)
 (Minimum PCB Thickness: 1.57)
 (All Tolerances Are ±0.05)

Note:
 1,2,3,11,14,16,17,18,19,20# hole φ1.05mm;
 4,5,7,8,9,10,12,13,15# hole φ0.95mm;
 6# hole φ0.85mm;

Recommended Panel Cutout And PC Board
 Panel Position And Thickness 0.8-2.6

ANGLE TOLERANCE	PROJECTION	Description:		
±0.5°		SFP Connector Cage 1x1 Press-Fit Connector		
GENERAL TOLERANCE	UNITS	mm	KLS P/N:	L-KLS12-SFP+02
x.x ±0.25	SHEET SIZE	A4		
x.xx ±0.20	Draw:	Daniel	2022-09-15	
x.xxx ±0.15	Check:	Daniel	2022-09-15	

KLS NingBo KLS ELECTRONIC CO.,LTD.